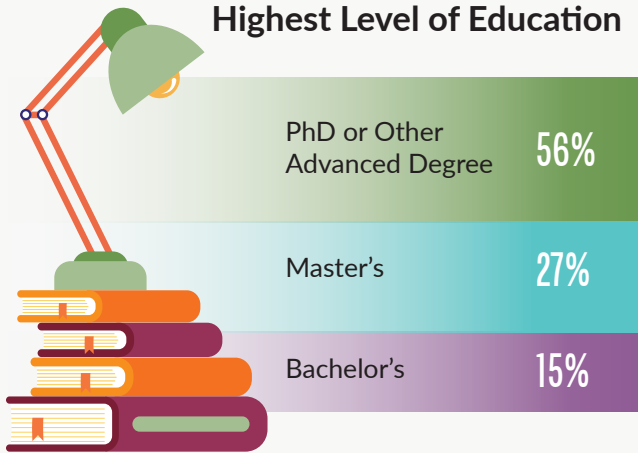


AMWA 2024 COMPENSATION SURVEY

Highlights for

Full-time Freelance Medical Communicators

Highest Level of Education



39% More than 20 years

28%

11-20 years

16%

6-10 years

17%

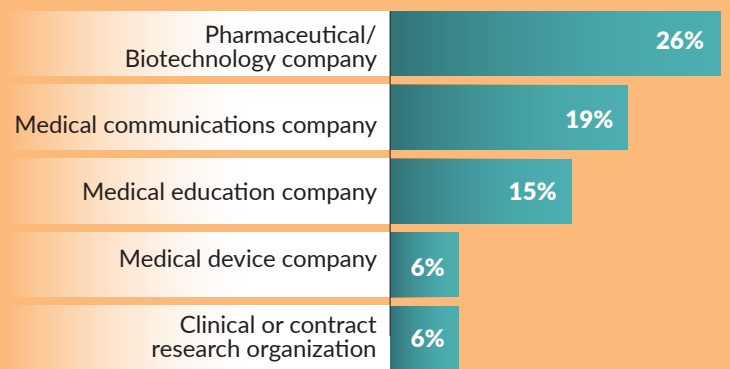
5 years or less

Years of Medical Communication Experience

Most Common Recurring Expenses



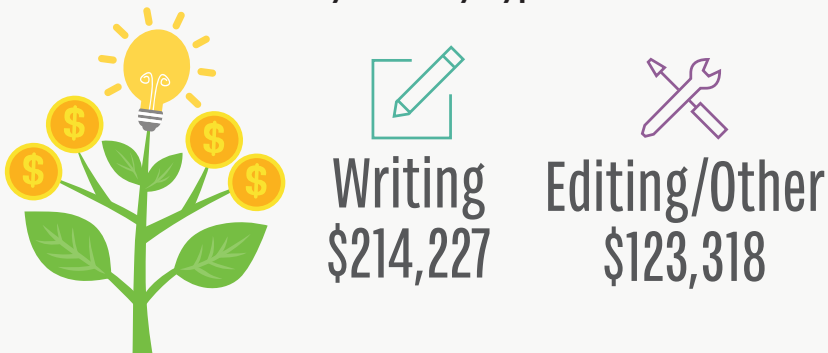
Primary Client Type



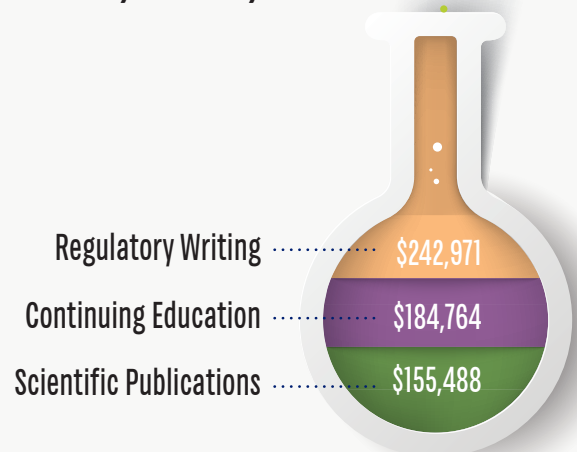
% reporting as top source of income

Mean Gross Income for Full-time Freelance Medical Communicators

By Primary Type of Work



By Primary Area of Work



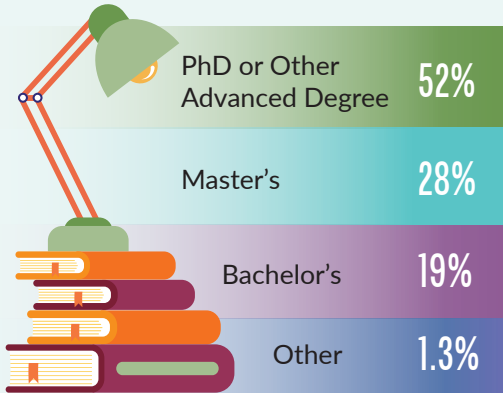
Explore the complete AMWA 2024 Medical Writing & Compensation Report at www.amwa.org.

AMWA 2024 COMPENSATION SURVEY

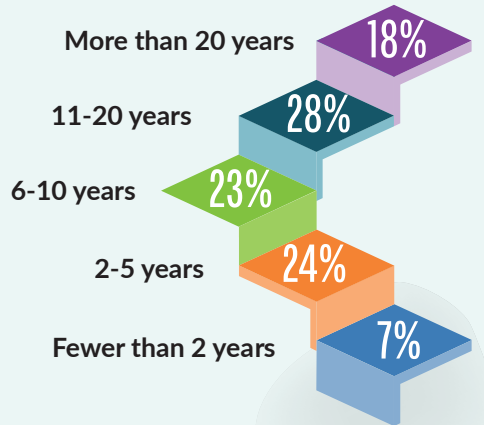
Highlights for

Full-time Employed Medical Communicators

Highest Level of Education



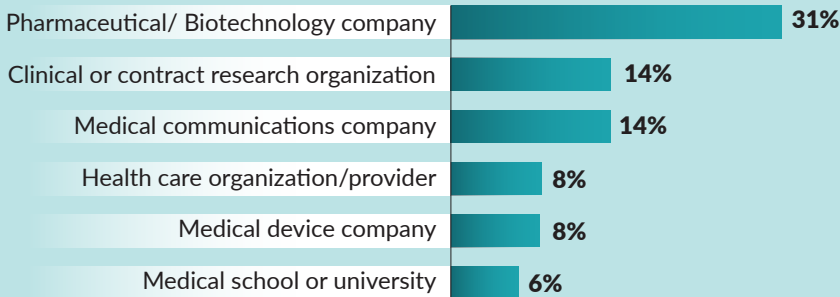
Years of Experience



65%
Work Remotely
on Any Regular Basis

16% spend 60% or more time remote
only 2% had a job that was completely in the office

Employer Type




Mean Income for Full-time Employed Medical Communicators

By Type of Work



By Area of Work



Most Common Benefits Received

- ✓ Health insurance 96%
- ✓ Retirement savings plan 89%
- ✓ Life and/or disability insurance ... 85%
- ✓ Employer match to retirement ... 80%
- ✓ Pre-tax spending programs 74%
- ✓ Annual cash bonus 68%
- ✓ Professional development 66%



The Resource for Medical Communicators

Income information is based on 2023 data reported in US dollars by 671 full-time employed respondents, including those working outside the US. All income data are presented as means. Income varies according to many factors, including years of experience, level of education, employment level, employer type, and area of work. Gross income for freelancers and employees cannot be directly compared due to these and other factors. Percentages were rounded. Totals may not equal 100%. Not all respondents answered all questions.

Explore the complete AMWA 2024 Medical Writing & Compensation Report at www.amwa.org.